

THE  
CHILDREN'S  
HOUSE

OF




MONTESSORI  
INC.

1979


**AT-HOME WORKBOOK**

**SECOND YEAR STUDENTS**

**VOLUME 3 • SPRING 2020**




# LANGUAGE ARTS




 Trace the letters and  color the pictures.

R R

r r



rabbit



robot




rose

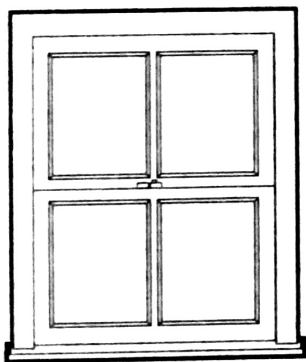
 Trace the letters and  color the pictures.

W W

w w



wagon



window



wolf



r


h s

t n

w




\_\_\_ at



\_\_\_ ocket

cat



\_\_\_ ose




\_\_\_ unner










\_\_\_ ip



\_\_\_ ose




\_\_\_ obot

<p>r</p>	<p>h s t n</p>	 <p>__abbit</p>	 <p>__od</p>
<p>w</p>		 <p>__ing</p>	 <p>__ig</p>
 <p>__ain</p>	 <p>__oad</p>	 <p>__kull</p>	

W

h s  
t n



\_\_\_orm



\_\_\_ing



\_\_\_ave



\_\_\_urt



\_\_\_ade



\_\_\_urse



\_\_\_eed



\_\_\_ink

W


h s  
t n



\_\_\_ itch



\_\_\_ ing




\_\_\_ eedle



\_\_\_ ell




\_\_\_ eam



\_\_\_ eb




\_\_\_ ish bone



\_\_\_ ive

 Trace the word and  color the pictures.


purple purple



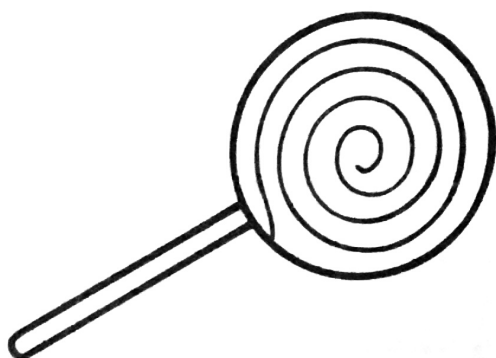
grapes




eggplant



crayon



lollipop



violets



# Find the Opposite

Circle the picture that shows the **opposite** of the first one.



empty



hot



dry







# Find the Opposite



Circle the picture that shows the **opposite** of the first one.












# MATHEMATICS

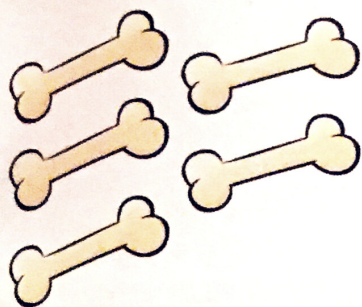
$$1 + 2 = 3$$








# ADDITION FACTS 9-12



+



$$\underline{5} + \underline{6} = \underline{11}$$

Write the sum.

1.  $8 + 3 = \underline{\quad}$

2.  $5 + 7 = \underline{\quad}$

3.  $6 + 4 = \underline{\quad}$

4.  $9 + 2 = \underline{\quad}$

5.  $1 + 8 = \underline{\quad}$

6.  $7 + 2 = \underline{\quad}$

7.  $5 + 6 = \underline{\quad}$

8.  $9 + 0 = \underline{\quad}$

9.  $5 + 5 = \underline{\quad}$



10. 
$$\begin{array}{r} 9 \\ + 3 \\ \hline \end{array}$$

11. 
$$\begin{array}{r} 2 \\ + 8 \\ \hline \end{array}$$

12. 
$$\begin{array}{r} 7 \\ + 4 \\ \hline \end{array}$$

13. 
$$\begin{array}{r} 6 \\ + 6 \\ \hline \end{array}$$

14. 
$$\begin{array}{r} 8 \\ + 4 \\ \hline \end{array}$$

15. 
$$\begin{array}{r} 9 \\ + 1 \\ \hline \end{array}$$

16. 
$$\begin{array}{r} 4 \\ + 5 \\ \hline \end{array}$$

17. 
$$\begin{array}{r} 7 \\ + 3 \\ \hline \end{array}$$

18. 
$$\begin{array}{r} 8 \\ + 2 \\ \hline \end{array}$$

19. 
$$\begin{array}{r} 7 \\ + 5 \\ \hline \end{array}$$

20. 
$$\begin{array}{r} 6 \\ + 3 \\ \hline \end{array}$$

21. 
$$\begin{array}{r} 4 \\ + 7 \\ \hline \end{array}$$



# Addition Facts to 10






Name \_\_\_\_\_

Date \_\_\_\_\_




Write how many.

Unit 1

1.

	
	
+	
	in all



2.

_____	
_____	
_____	
+	
_____	
_____	in all



3.

_____	
_____	
_____	
+	
_____	
_____	in all




4.

_____	
_____	
_____	
+	
_____	
_____	in all

5.

_____	
_____	
_____	
+	
_____	
_____	in all

6.

_____	
_____	
_____	
+	
_____	
_____	in all

# Addition Facts to 10

Name \_\_\_\_\_ Date \_\_\_\_\_

Add to find the sums.



Unit 1

1.

$$\begin{array}{r} 7 \\ + 3 \\ \hline \end{array}$$

$$\begin{array}{r} 5 \\ + 4 \\ \hline \end{array}$$

$$\begin{array}{r} 2 \\ + 2 \\ \hline \end{array}$$

$$\begin{array}{r} 2 \\ + 7 \\ \hline \end{array}$$

2.

$$\begin{array}{r} 0 \\ + 9 \\ \hline \end{array}$$

$$\begin{array}{r} 5 \\ + 2 \\ \hline \end{array}$$

$$\begin{array}{r} 3 \\ + 6 \\ \hline \end{array}$$

$$\begin{array}{r} 1 \\ + 2 \\ \hline \end{array}$$

3.

$$\begin{array}{r} 2 \\ + 8 \\ \hline \end{array}$$

$$\begin{array}{r} 3 \\ + 5 \\ \hline \end{array}$$

$$\begin{array}{r} 6 \\ + 1 \\ \hline \end{array}$$

$$\begin{array}{r} 2 \\ + 3 \\ \hline \end{array}$$

1	+	1	=	
---	---	---	---	--

2	+	2	=	
---	---	---	---	--

3	+	3	=	
---	---	---	---	--

4	+	4	=	
---	---	---	---	--

5	+	5	=	
---	---	---	---	--

6	+	6	=	
---	---	---	---	--

7	+	7	=	
---	---	---	---	--

8	+	8	=	
---	---	---	---	--

8	+	4	=	
---	---	---	---	--

1	+	7	=	
---	---	---	---	--

5	+	5	=	
---	---	---	---	--

3	+	2	=	
---	---	---	---	--

6	+	8	=	
---	---	---	---	--

2	+	1	=	
---	---	---	---	--


9	+	3	=	
---	---	---	---	--

7	+	4	=	
---	---	---	---	--



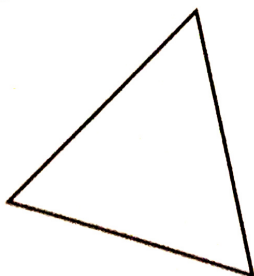





## Shaping Up

This is a rectangle. 



Color two rectangles **orange**.





## TRY IT!

Use blocks and a board to build a ramp. Roll a toy car down the ramp to see how far it goes. Add more blocks to the ramp and roll the car again. Does it roll the same distance?




# Home Sweet Home

This is a triangle. 

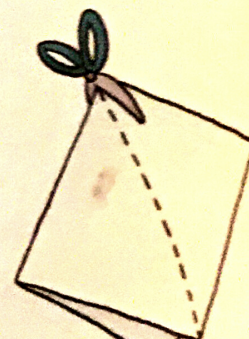


Color two triangles **green**.



## TRY IT!

Fold a piece of paper in half. Draw a dotted line diagonally from a corner on the fold to a corner on the edge. Cut along the dotted line. When you unfold the paper, it will be in the shape of a triangle. Try cutting different lines to change the shape.





# I SPY: DINOSAURS





# I SPY: DINOSAURS

Write down the number of each item that you found.

\_\_\_\_\_ Tyrannosaurus Rex



\_\_\_\_\_ Stegosaurus



\_\_\_\_\_ Dinosaur Egg



\_\_\_\_\_ Dinosaur Footprints



\_\_\_\_\_ Brontosaurus



\_\_\_\_\_ Pterodactyl

